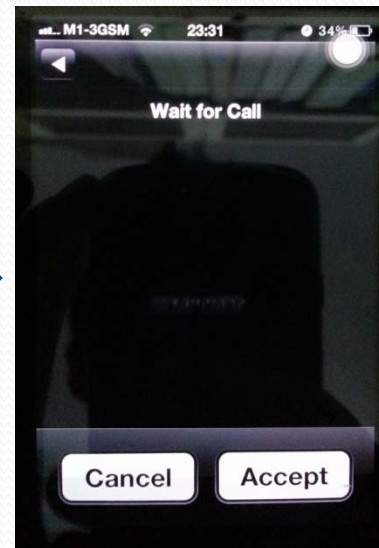
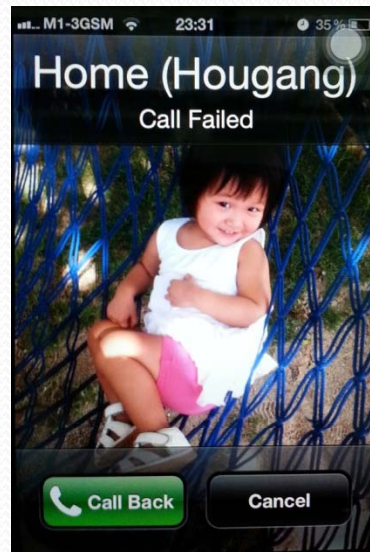


# GlobalSim

Quick Guide  
iPhone

by Brightline Communications Pte Ltd

# Making calls



Make call as per usual (e.g. from phone book or dialer)

Ignore 'Call Failed' message

Press Accept

Pickup incoming call. Your call will then be connected.

\* ensure you always have the country code when making outgoing calls (e.g. +65 for Singapore)

**Customer Service Hotline: +65 6336 2421** if you have any questions

# Receiving Calls

To divert calls from your local mobile to the GlobalSim, follow the below steps

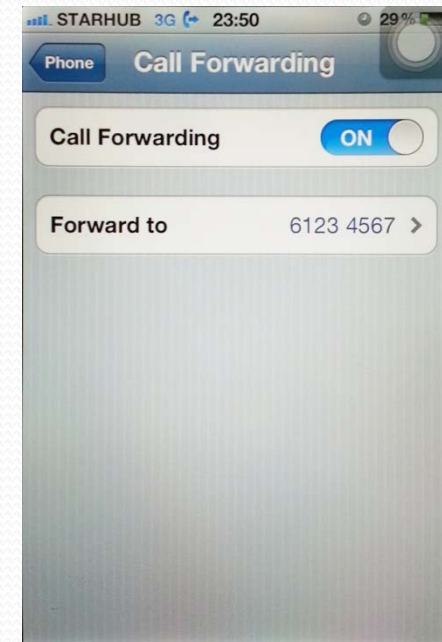
\* Please take note that this should be done BEFORE you leave the country



go to  
Settings>Phone



select Call  
Forwarding



enable Call  
Forwarding and key  
in assigned number

**Customer Service Hotline: +65 6336 2421** if you have any questions

# SMS

- Sending SMS as per usual
- Receiving SMS as per usual
- \* The GlobalSim number will be reflected on your recipient's phone

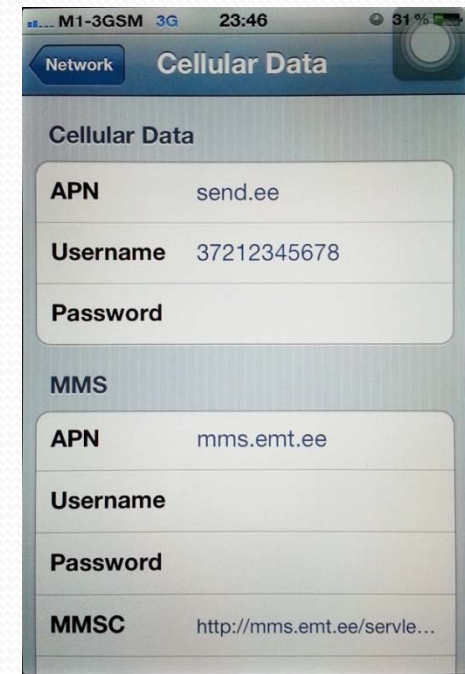
# Data Roaming Configuration



go to  
Settings>General



select Cellular Data  
Network



1. change APN to 'send.ee'
2. username to your GlobalSim number.
3. Password leave blank

**Customer Service Hotline: +65 6336 2421** if you have any questions